

Case E (395)

More ▾

Tech specs

## Case E (395)

Waterproof casing for an Ajax hub with an internal battery. For outdoor and indoor use.



Device compatibility

Check

# Compatibility

## Hubs

[Hub BP Jeweller \(without casing\) >](#)

[Superior Hub Hybrid 2 \(without casing\) >](#)

[Superior Hub Hybrid \(4G\) \(without casing\) >](#)

[Superior MegaHub \(without casing\) >](#)

## Modules

[Superior LineSplit Fibra >](#)

[Superior LineProtect Fibra >](#)

[Superior MultiRelay Fibra >](#)

## Batteries<sup>1</sup>

[Internal battery NB \(7.2V/95Ah\) >](#)

[Internal battery NB \(7.2V/190Ah\) >](#)

[Internal battery RB \(6.4V/36Ah\) >](#)

[Internal battery RB \(6.4V/78Ah\) >](#)

<sup>1</sup> Case E (395) supports the installation of third-party batteries. Verify the battery size before installation.

---

## Key features

## Number of devices

1 hub

1 module

[Case configurator >](#)

## Plastic holders

### Module Holder (type A)

To install the Superior MegaHub (without casing) and Hub BP Jeweller (without casing) boards.


The casing complete set includes two holders for Hub BP Jeweller (without casing). Additional holders can be purchased separately if required.



[Buy Module Holder \(type A\) >](#)

### Module Holder (type B)

To install the Superior Hub Hybrid (4G) (without casing) and Superior Hub Hybrid 2 (without casing) boards. The holders are sold separately.



[Buy Module Holder \(type B\) >](#)

## Cable fasteners

To secure the cables with ties.

## Bubble level

To check the inclination angle of the casing during installation.

## Drilling recesses

To route the cables into the casing.

## Wide holes

To ensure the casing is installed correctly, even if mistakes are made during installation.



## Battery holders

Located at the bottom of the casing.

## Hook-and-loop fastener

for securing the battery

To prevent accidental battery dislodgement.

## Captive screws

in the casing lid

## Tamper boards

Included in the casing complete set. The tamper boards are connected to the

appropriate device connector and protect the installed device from sabotage.

**What is a tamper button** >

## **Installation recommendations**

The casing is designed for both outdoor and indoor use.

When routing cables into the casing, use waterproof cable glands with a protection class equal to or higher than the casing's IP rating.

---

## **Casing**

## Dimensions

395 × 300 × 110 mm

## Weight for the casing in black

2.25 kg

## Weight for the casing in white

2.31 kg

## Operating temperature range

from -25 °C to +60 °C

## Operating humidity

up to 95% with no condensation

## Protection class

IP66, IK10



---

## Color

Black

White



---

## Complete set

Case E (395)

2 × Module Holder (type A)

2 × tamper board

2 × cable for connecting the tamper board

Installation kit

Quick start guide

## Additional information

[Compliance with standards](#)

[User manual](#)

[Learn more >](#)

[Learn more >](#)

## Warranty

24 months

[Learn more >](#)

## Subscribe

Subscribe to our emails about secure life. No spam.

[Subscribe](#)

## Request extra help

✉ [support@ajax.systems](mailto:support@ajax.systems)

📍 [@AjaxSystemsSupport\\_Bot](#)

💬 [Send a request](#)



Rating 4.8

**4,500,000**

people worldwide under Ajax protection

💡 [Suggest a feature](#)

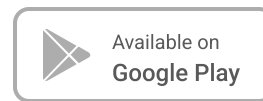
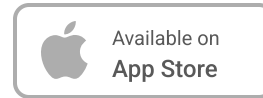


[Products](#)

[Software](#)

Intrusion protection  
Video surveillance  
Fire and life safety  
Comfort and automation  
All products  
Services  
System integrations  
Ajax Ready products  
Fibra wired protocol  
Ajax radio protocols

Ajax Security System  
Ajax PRO: Tool for Engineers  
Ajax Desktop  
Ajax PRO Desktop  
Ajax TV  
Ajax Translator PRO  
Ajax Cloud Signaling  
Ajax Media Player  
Scenarios



## Solutions

Customer stories  
Solutions by facility type  
Commercial fire detection and alarm system  
Wireless Grade 3 solution  
Video surveillance solution  
Integration with Yale smart locks  
Upgrades and retrofits  
Why Ajax  
How it works

## Support

Manuals and articles  
Compliance with standards

## Tools

Ajax device compatibility  
CMS software compatibility  
Ajax Services availability  
Video storage calculator  
Video device calculator  
Battery life calculator  
Radio communication range calculator  
Switches and outlets configurator  
Fibra power supply calculator  
All web tools

## Monitoring solutions and integrations

Intrusion alarm monitoring  
Video monitoring and visual alarm verification  
Audio alarm verification

## Company

## For partners

[Blog](#)

[About us](#)

[Press page](#)

[Events](#)

[Career](#)

[Ajax Next](#)

[Reviews and feedback](#)

[For partners](#)

[Ajax Academy](#)

[Partner Portal](#)

[🇷🇴 România](#) [Privacy policy](#) [Report a vulnerability](#) [GDPR White Paper](#) [NDAA Statement](#) [Cookie policy](#) [Anti-Spam Policy](#)

[Ajax Services T&C](#) [End user agreement](#) [Warranty](#)

© 2026 AJAX SYSTEMS CH. All rights reserved